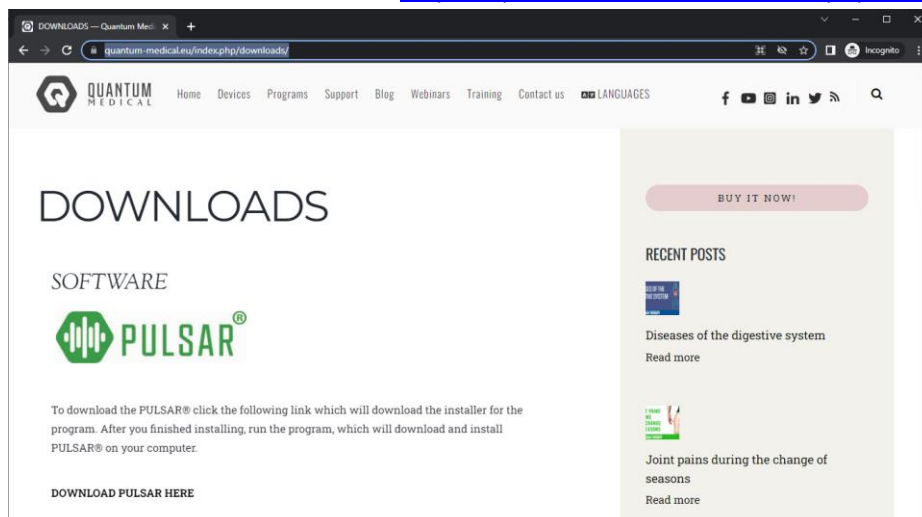


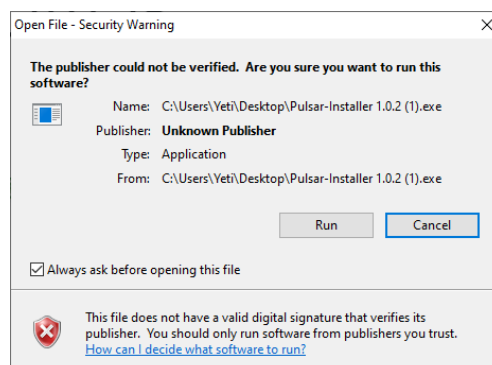


PULSAR INSTALLATION AND ACTIVATION Step by Step Instructions

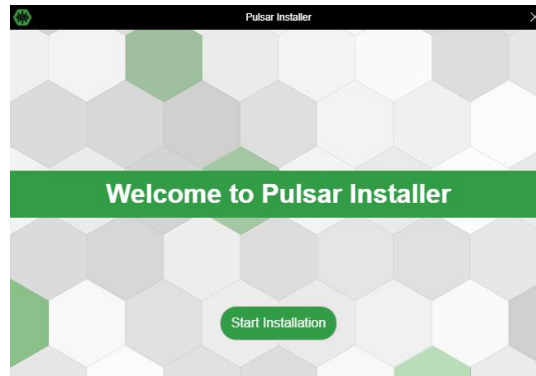
1. Go to our website, and under the menu item “Support” click on “DOWNLOADS”. This will take you to our download section. LINK: <https://quantum-medical.eu/index.php/downloads/>




2. Click on the PULSAR Icon, or the “DOWNLOAD PULSAR HERE” link. This will start the download of our PULSAR Installer Program. Save it to any location on your computer, just remember where you saved it.
3. Run the program by double clicking it. You might be faced with a security warning by Windows. Just click “Run”



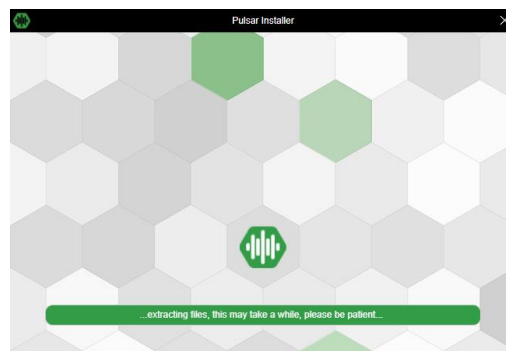
- This will start the PULSAR Installer.



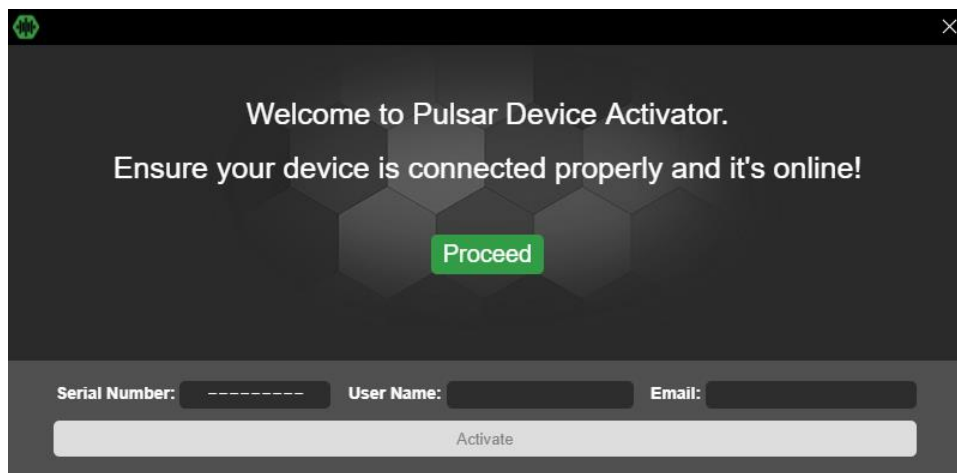
- Click the button "Start Installation". This will start downloading the software from our server. This process should not be interrupted.



- After download has finished, the installer will unzip the files to your primary hard drives root directory. In the same time, it will place a shortcut to PULSAR on your Desktop. You will get the message: "...extracting files, this may take a while, please be patient."



7. After installation has finished, you will get the message “Thank you for installing PULSAR” and there will be a button, “Quit Installer”. This will close the installer, finishing the installation of the PULSAR
8. To Activate your device, now you need to go to your Desktop and start the PULSAR. If your device has not been activated yet, this screen will Pop up.
Please connect your device to the computer and turn it on before you proceed. When ready, click the “Proceed” button and wait until the activator recognizes your device. As soon it has recognized it, you will see your serial number appear in the Serial number textbox on the left of your installer. At this point create a username and provide an email address for our databases.



9. Click the “Activate” button at the bottom of your Screen. This will activate your device. Next time you start up your PULSAR, you will start activated.

If you have any more questions, please call us at +40 731 073 711, or email us at info@quantum-medical.eu.

The Quantum Medical Team

